

# Fact Triangles

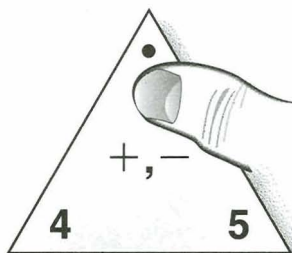
Home Link  
2.8



## Family Note

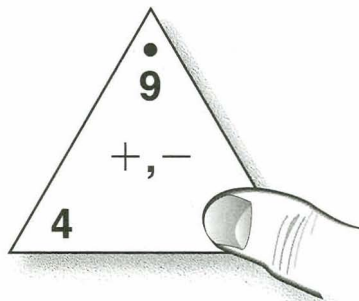
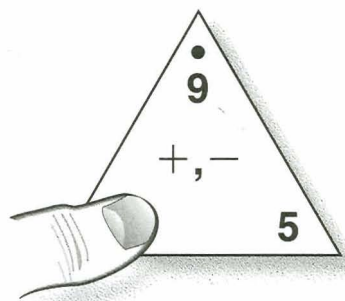
**Fact Triangles** are tools used to help build mental arithmetic skills. You might think of them as the *Everyday Mathematics* version of flash cards. Fact Triangles are more effective for helping children memorize facts, however, because of their emphasis on fact families. A **fact family** is a collection of related addition and subtraction facts that use the same 3 numbers. The fact family for the numbers 2, 4, and 6 consists of  $2 + 4 = 6$ ,  $4 + 2 = 6$ ,  $6 - 4 = 2$ , and  $6 - 2 = 4$ .

To use Fact Triangles to practice addition with your child, cover the number next to the large dot with your thumb.



Your child tells you the addition fact:  $4 + 5 = 9$  or  $5 + 4 = 9$ .

To use Fact Triangles to practice subtraction, cover one of the numbers in the lower corners with your thumb.



Your child tells you the subtraction facts:  $9 - 5 = 4$  and  $9 - 4 = 5$ .

If your child misses a fact, flash the other two fact problems on the card and then return to the fact that was missed.

*Example:* Sue can't answer  $9 - 5$ . Flash  $4 + 5$ , then  $9 - 4$ , and finally  $9 - 5$  a second time.

Make this activity brief and fun. Spend about 10 minutes each night over the next few weeks or until your child masters all of the facts. The work that you do at home will help your child develop an instant recall of facts and will complement the work that we are doing at school.

# Fact Triangles (cont.)

Home Link  
2.8



Cut out the Fact Triangles. Show someone at home how you use them to practice adding and subtracting.

